



## **The Roger Wilco Agency**

211 N. Ervay St  
10th Floor  
Dallas, TX 75201

<http://ro.gerwil.co>  
<http://rogerwilco.agency>

# **HOW TO OBTAIN & CONVERT YOUR “BITCOIN CASH”**

A report for bitqyck, Inc

**PRESENTED ON**

August 1st, 2017

*(Version 2.0, August 4th, 2017)*

# SECTIONS

1. Bitcoin Cash Overview
2. Liquidating
3. Selling your BCC
4. Who is Roger Wilco?



# 1 BITCOIN CASH OVERVIEW

## IF YOU'VE BEEN SLEEPING UNDER A CRYPTO ROCK FOR A WEEK, THIS'LL CATCH YOU UP

For the last couple of years, there's been an overbearing elephant in the room of this amazing technology called Bitcoin: ridiculously long transaction resolution times. Several weeks ago, after far too much politicking between the various software developers who work on Bitcoin's core code, a conclusion was reached on how the problem should be solved. Unfortunately, a small contingent of folks in the minority opinion of the negotiations remained upset about the solution, and led a small "rebellion," called the UAHF (User Activated Hard Fork).

The results of which were that the blockchain split on August 1, 2017, and anyone who controlled their private keys in a wallet had double the number of tokens they had previously.

Specifically, for example, if you had a bitcoin in your wallet in July, on August 1st, you still had one Bitcoin in that wallet, and also one token in your new "Bitcoin Cash" wallet.

As many predicted, the tools, mining, support and code around "Bitcoin Cash" are very weak and unreliable. It is the advice of Roger Wilco that any BCC should be immediately liquidated. This is the second version of that guide which will help you through the process.



# 2 LIQUIDATING

IF YOU HAVE ACCESS TO AN ANDROID PHONE, SAFELY LIQUIDATING IS MUCH EASIER THAN IT WAS IN VERSION 1.0 OF THIS DOCUMENT

This guide assumes that you've got control of your private keys, and you're using a BIPxx passphrase compatible wallet, or you have your private keys.

Examples of types of things that would not fit either of these categories would be:

- Coinbase
- An exchange
- A web-only wallet

If you fall into these categories, and you want to liquidate or obtain your BCC, you need to contact the support team for whomever you're using to store your Bitcoin.

Examples of types of things that *would* fit these categories would be:

- JAXX
- Coinomi
- Mycelium
- A paper wallet
- A hardware-locked wallet like Trezor

## BIPxx

Your first step will be to locate your BIPxx passphrase, the (probably) 12 word phrase used for restoring your wallet.

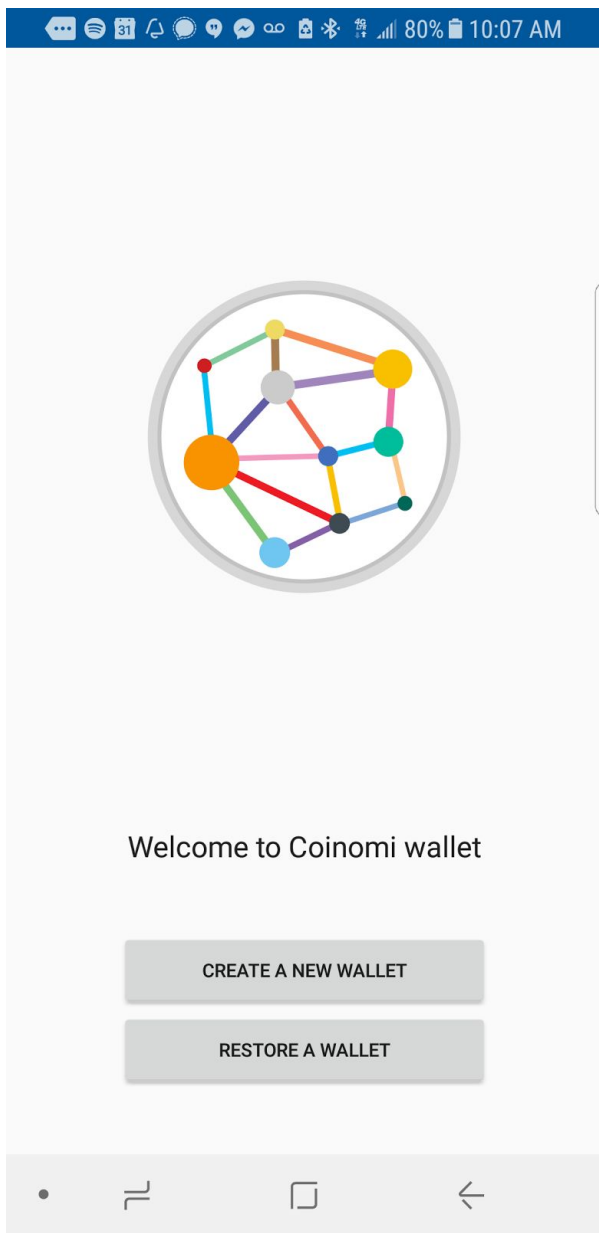
It will look something like this:

**hockey head novel enroll frog guess update depart subway scale movie away**

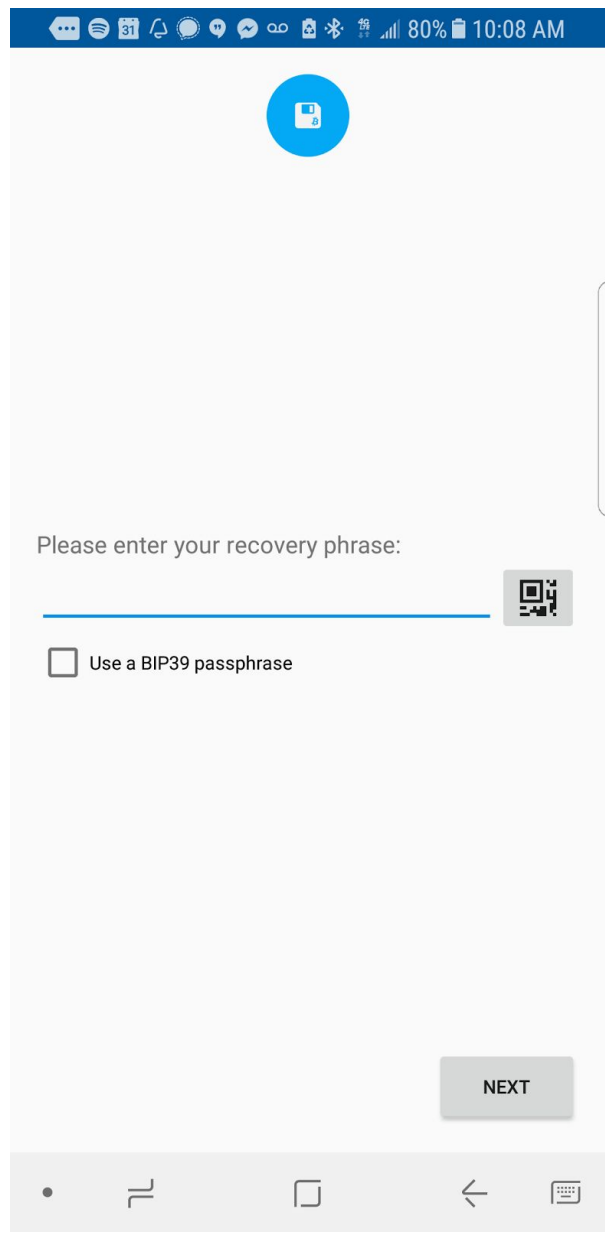
The next step is that we'll need to get our Android phone ready, and install the app Coinomi from the Google Play marketplace. This is a trustworthy wallet application that gives you full control of your private keys, and (as of this writing) has had no major design or security flaws found in it.



Step-by-step guide.

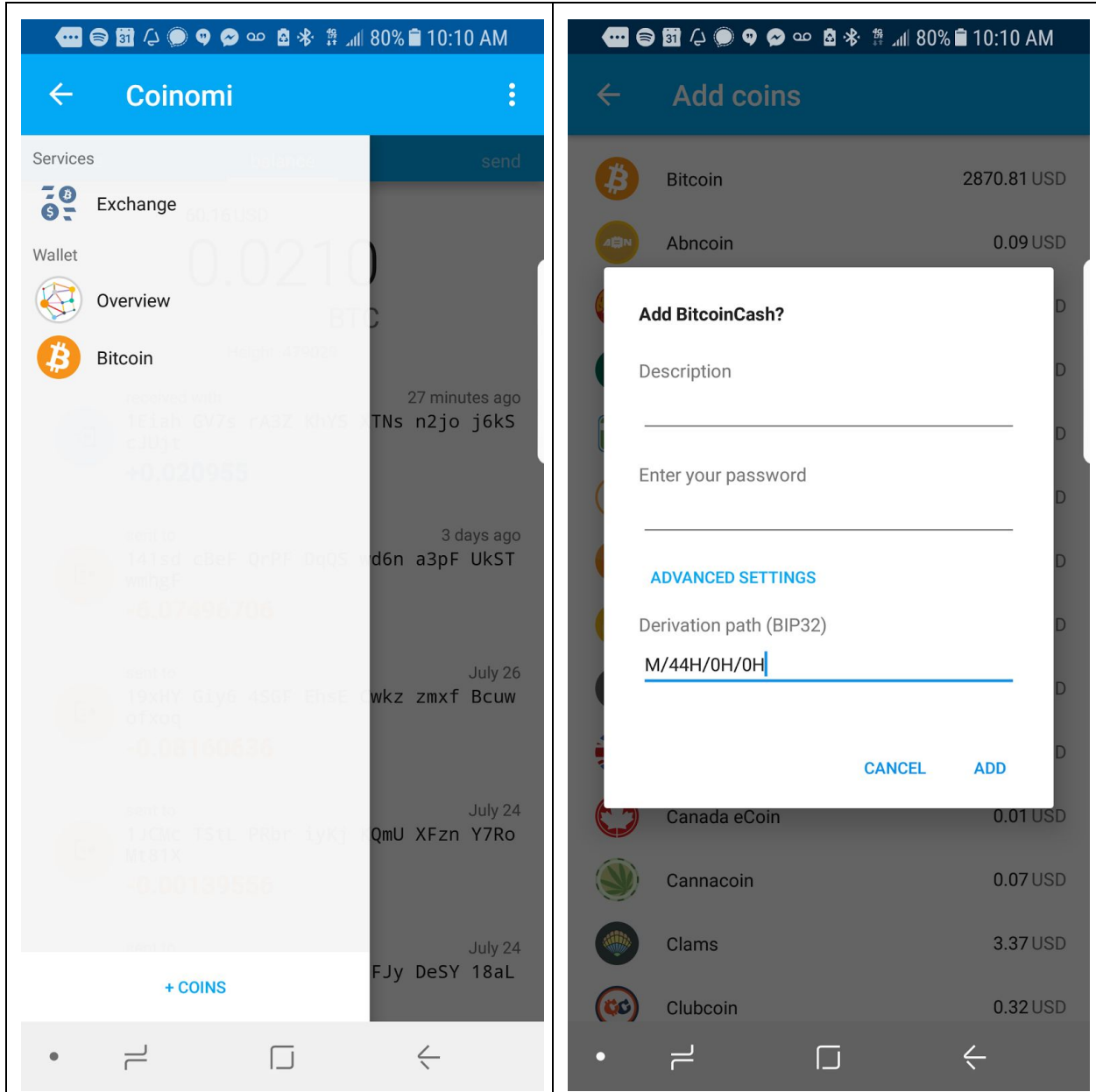


If you're not already using it, when you start the app, you'll be prompted to create or to restore a wallet. In this instance, you'll be wanting to restore a wallet.



Type your recovery phrase here.





From this screen, you'll want to select the "+ coins" selection on the bottom of the hamburger menu.

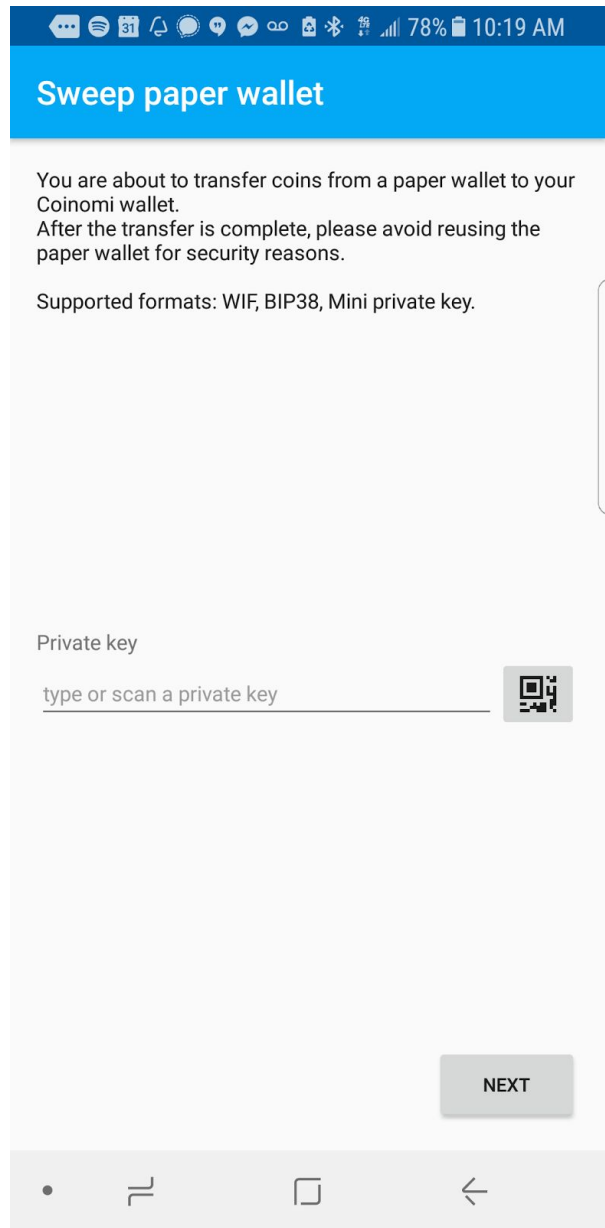
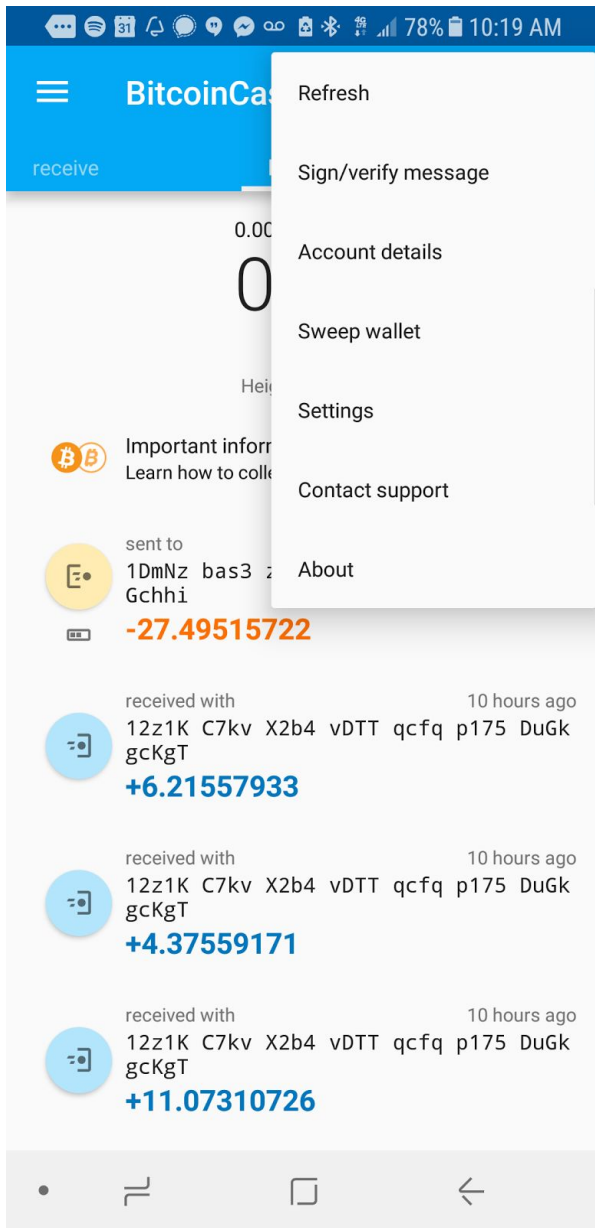
Off the resulting list, you'll want to select "BitcoinCash," but don't just rush through the add menu. You'll need to click "Advanced Settings," and enter this precisely into the Derivation Path: **M/44H/0H/0H**



## PRIVATE KEY ENTRY / PAPER WALLET

A popular way to secure large sums of Bitcoin is to put it in “cold storage” using a paper wallet. Restoring these private keys requires just an extra step using Coinomi.

Step-by-step guide.



While inside your BitcoinCash wallet (that is important), tap on the setting menu in the upper right, and then select the option “Sweep Wallet.”

That should pull up a screen that looks something like this. Simply scan the Private Key QR code, and follow the onscreen prompts, and the value will be transferred.

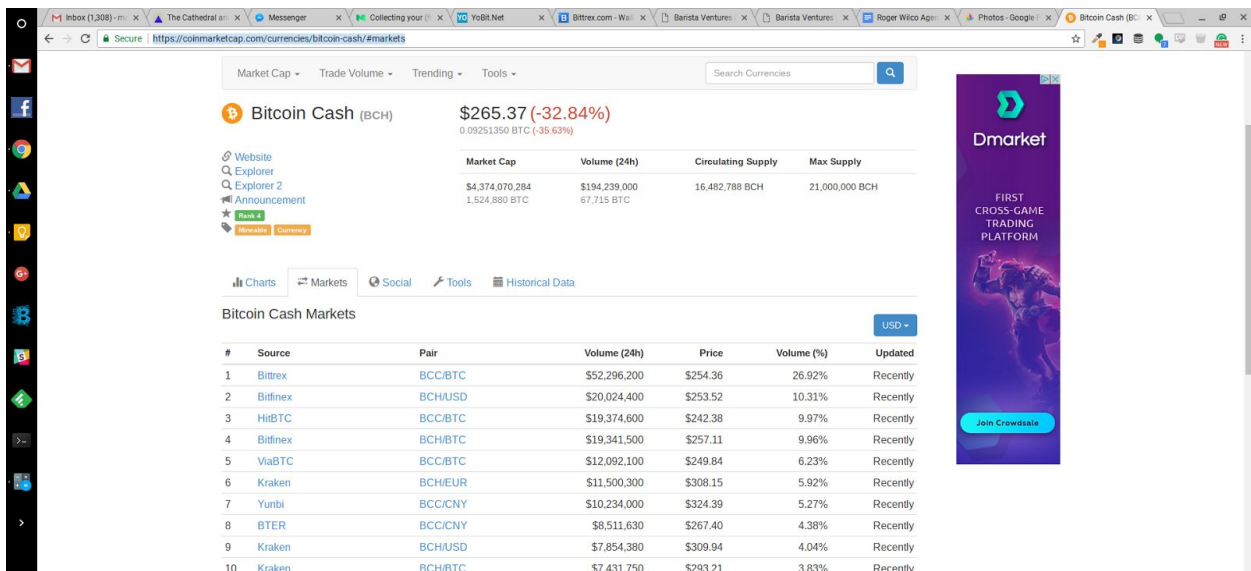


# 3 SELLING YOUR BCC

## THIS IS THE EASY PART

At the time of this writing, there are a great many exchanges available that require very little in the way of authentication and verification to fully take advantage of their capabilities.

If you navigate to the [Bitcoin Cash page on Coin Market Cap](https://coinmarketcap.com/currencies/bitcoin-cash/#markets), you'll see quite a few options.



Of the exchanges available, I'd suggest using Bittrex. It has a sometimes confusing UI, but it's the most popular exchange available that allows active deposits and trading of BitcoinCash, so it'll be the best option for immediate liquidation.

Once you've created your account and verified your email and basic information, you'll be able to trade and withdraw with very few limitations. You can proceed to deposit and trade your Bitcoin Cash for any crypto you desire.

From there, it's a simple matter of withdrawing your crypto back to your regular wallets.





# 7 WHO IS ROGER WILCO?

We are a team of highly-skilled, multi-disciplinary professionals, dedicated to giving you the absolute best product and experience for your organization.

---

**75+**

**COMBINED PERSON-YEARS OF EXPERIENCE** IN TECH, NEW MEDIA, TRADITIONAL MEDIA, DESIGN, MARKETING, ENTERPRISE BUSINESS AND NON-PROFITS.

**10**

**YEARS OF EXPERIENCE COVERING LIVE EVENTS**

---

## ORGANIZATIONS WE'VE WORKED WITH



ORACLE



EMC<sup>2</sup>



servicenow



**The Roger Wilco Agency** | <http://ro.gerwil.co> | <http://rogerwilco.agency>

211 N. Ervay St., 10th Floor, Dallas, TX 75201